

Technical data pages by UPCOM

Basicline 19" Free Standing Rack
Cabinet Reference Rack:600x1000



General Features

- Basicline cabinets have four side openable, lockable and easily removable covers.
- The rear and side covers are made by DKP sheet and the front side is made by 4 mm thick, impact-resistant, tempered and smoked-colored glass which is supported by metal frames.
- The frame and corner profiles have screwed structure at the interior surface
- Ventilation can be provided by cooling units with 2 , 4 or 6 fans.
- 12U , 16U , 20U , 26U , 32U , 36U , 42U and 47U height options.
- There are four 19" mounting profiles which can be adjusted in depth according to the need in the cabinet
- Mounting profiles have U markings that facilitate the mounting process.
- At the bottom part of the cabinets, there is a sliding and dust-protected brushed cable entry. These entries are available in two locations, from bottom to top.
- Painted by impact-resistant,high strength, electrostatic Ral 9005 texture black color or Ral 7035 gray.
- All test procedures have been carried out and has RoHS, CE, EN 61587-1 standards.

Technical Descriptions

Dimensions W*D	: W:600 mm D:1000 mm
Available U - Sizes	: 12U / 16U / 20U / 26U / 32U / 36U / 42U / 47U
Paint Type	: Electrostatic powder paint
Standarts	: In accordance with the standard TS EN IEC 61587-1: 2022 / ISO9001-2015 / ISO14001-2015 / ISO 45001-2018 / ISO 27001:2017 / RoHS / UL 2416
Material	: Sheet Steel, DIN EN 1030-99 / DC-01 6112 / DC-7122
Load Carrying Capacity	: 1200kg / 2 645.55lbs
IP rating	: IP20
Available Colors	: Ral 9005 Black / Ral 7035 Light Gray (Contact your sales representative for different colors)

Technical data pages by UPCOM

Basicline 19" Free Standing Rack
Cabinet Reference Rack:600x1000



■ RAL 9005



■ RAL 7035



DOORS

Front Doors



Single Glass Door



Single Perforated Door



Double Perforated Door


Rear Doors



Single Solid Metal Door



Double Solid Metal Door



Single Perforated Door

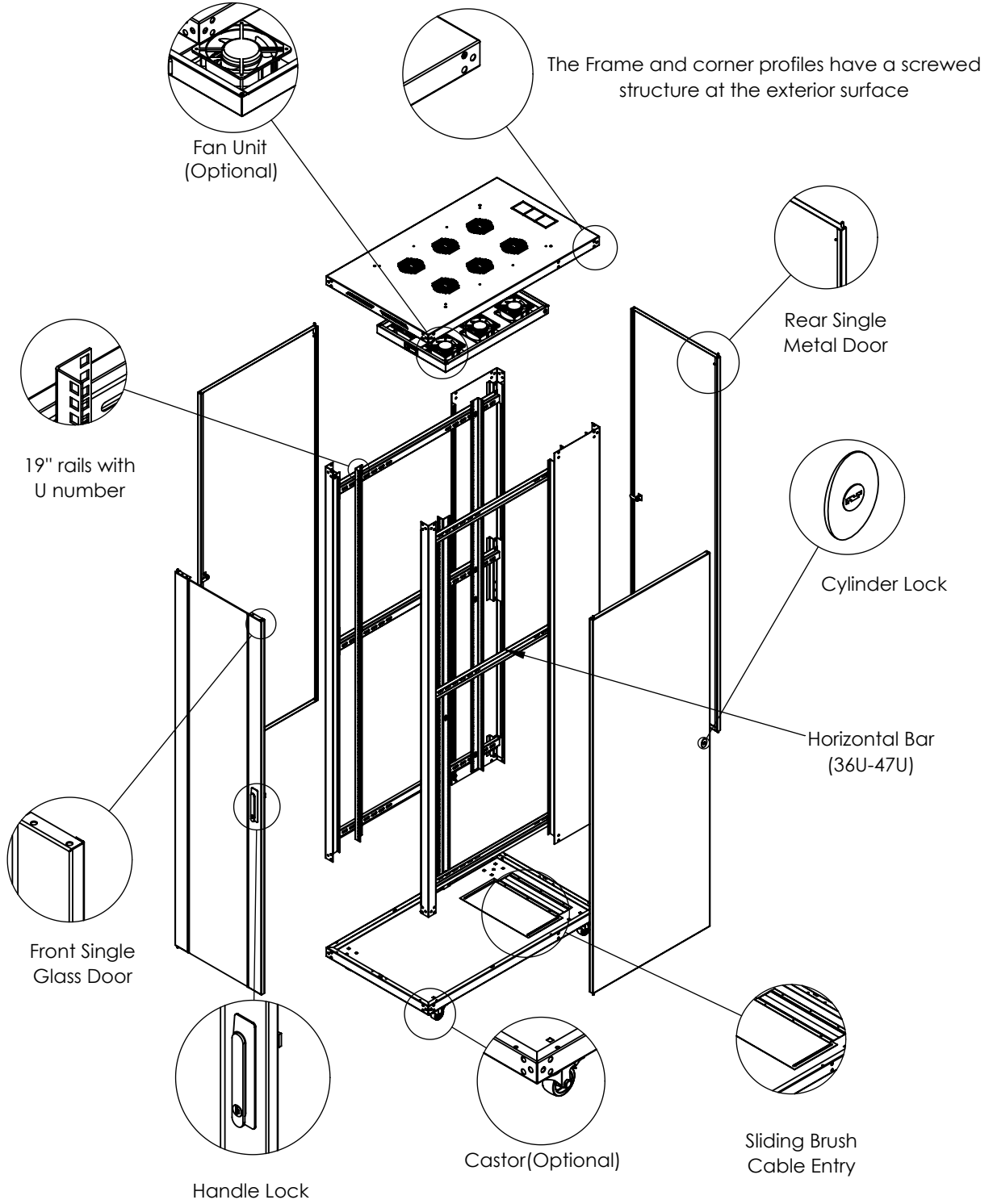


Double Perforated Door

Technical data pages by UPCOM

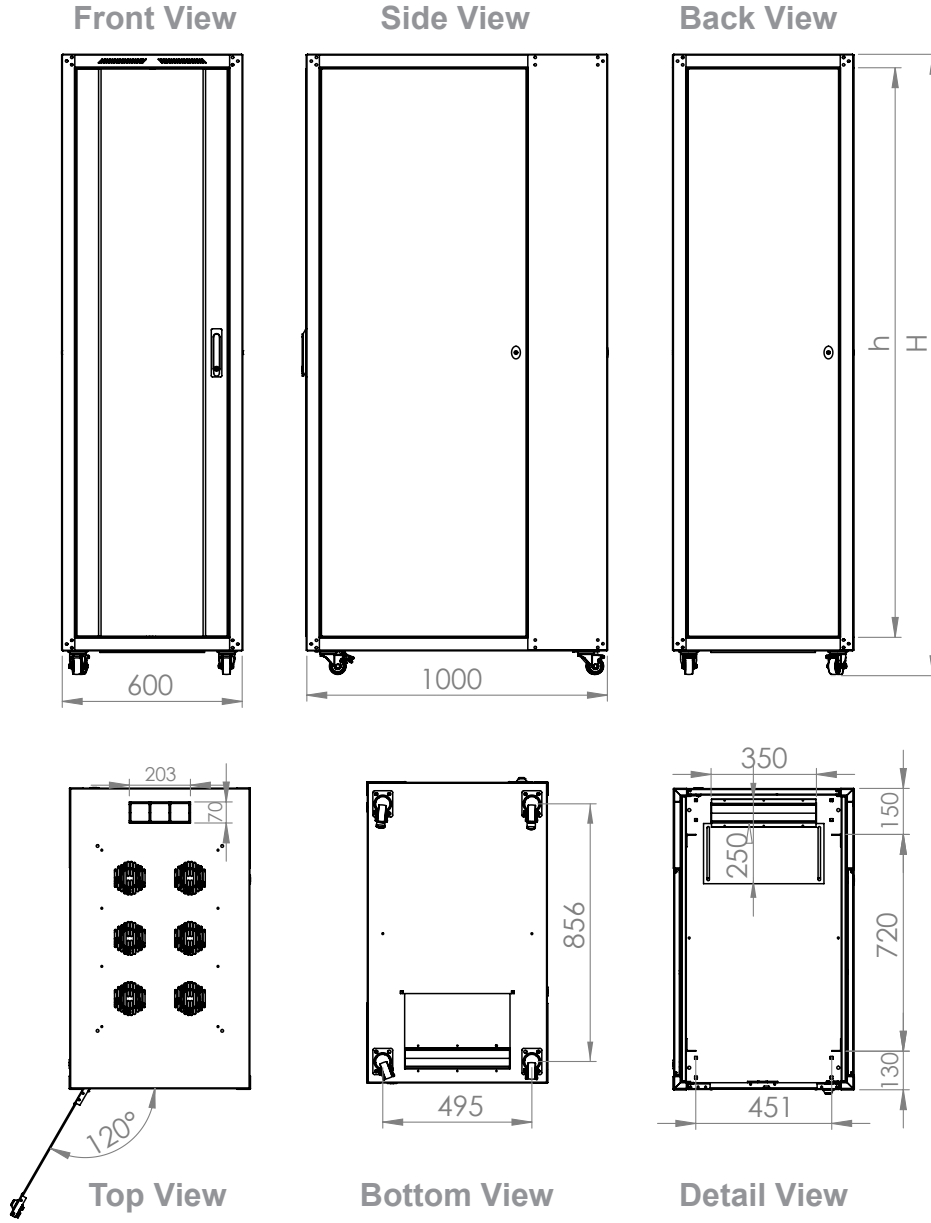
Basicline 19" Free Standing Rack
Cabinet Reference Rack:600x1000

Exploded View



Technical data pages by UPCOM

Basicline 19" Free Standing Rack
Cabinet Reference Rack:600x1000



Product Number	Product Name	Dimensions (WxDxH) (mm)	U	H (mm)	h (mm)	Weight (kg)
UPC BASI-12U60100	12U 600x1000 BASICLINE FREE STANDING CABINET	600x1000x764	12	764	536	40
UPC BASI-16U60100	16U 600x1000 BASICLINE FREE STANDING CABINET	600x1000x940	16	940	714	46
UPC BASI-20U60100	20U 600x1000 BASICLINE FREE STANDING CABINET	600x1000x1118	20	1118	892	51
UPC BASI-26U60100	26U 600x1000 BASICLINE FREE STANDING CABINET	600x1000x1384	26	1384	1158	60
UPC BASI-32U60100	32U 600x1000 BASICLINE FREE STANDING CABINET	600x1000x1651	32	1651	1425	71
UPC BASI-36U60100	36U 600x1000 BASICLINE FREE STANDING CABINET	600x1000x1829	36	1829	1603	77
UPC BASI-42U60100	42U 600x1000 BASICLINE FREE STANDING CABINET	600x1000x2096	42	2096	1870	86
UPC BASI-47U60100	47U 600x1000 BASICLINE FREE STANDING CABINET	600x1000x2318	47	2318	2092	96

Technical data pages by UPCOM

Basicline 19" Free Standing Rack
Cabinet Reference Rack:600x1000

STANDARDS

PROTECTION INDEX

- IP20 According to TS 3033 EN 60529
- IP20 :Rigid test rod diameter of 12 mm, 80 mm long (as specified by the standard) is pushed against any openings of the enclosure with the force of 10N

MECHANICAL PERFORAMANCE

- EN 61587-1 5.2.1 / 5.2.3
- Static mechanical load test (Performance level SL06)
- Resonance point detection test IEC 60068-2-6
- Rolling Test (TS EN IEC 61587-1)
- Vibration test (IEC 60068-2-6)
- Shock test IEC 60068-2-27)
- Permissible load carrying capacity : 1200kg

CLIMATIC TESTS (Performance level C2)

- Cold (IEC 60068-2-1) Temperature of the exposure: -25°C +/-3°C
- Dry heat (IEC 60068-2-2) Temperature of the exposure: +70°C +/-2°C
- Damp heat cyclic (IEC 60068-2-30)

INDUSTRIAL ATMOSPHERE (Performance level A2)

- Sulphur dioxide test and hydrogen sulphide test IEC 60068-2-42, IEC 60068-2-43, IEC 60068-2-49

GROUNDING CONTINUITY

EN 61587-1 / EN 61010-1

The continuity of the protection circuit is in accordance with the standard regulations, measured resistance was less than 0.1 Ohm.

SHEET METAL: TS EN ISO 9001:2008; TS EN 10130 :2006; DIN EN 1030- EQV; BS EN 1030-EQV; NF A36-401.

ELECTROSTATIC POWDER PAINT: ISO 9001:2015 ASTM D523; ASTM D2794; DIN EN ISO 2811-1; ASTM D1186/D1400; Ral:9005 or Ral:7035.

VENTILATION UNITS (Fan Unit) TS EN 62368-1:2020 — AC:2020 — A11:2020

TEMPERED SAFETY GLASS " EN 12150 – 2 Glass, Tempered, secure " Mechanical strength test result: Bending strength minimum 120 N/ mm²

CONNECTION COMPONENTS (screw, nut, washer etc.)" TS EN ISO 7045; TS EN ISO 4032; RoHS IEC 62321 "

WHEEL SET " TS EN 12532 , TS EN 12533 , RoHS IEC 62321:2008"

LOCKS SYSTEMS "DIN-EN ISO 1043-1 PA6 GFR 30; DIN-EN 1774-ZnAl4Cu1.